

sikkens



# Cetol<sup>®</sup> Log Decor



*Simply Beautiful*  
WOOD CARE PRODUCTS

Translucent Waterborne

Color and Satin Finish



for Interior Wood

## Cetol® Log Decor

Cetol Log Decor is a high performance, translucent, satin finish for most interior wood surfaces. This acrylic fortified urethane formulation offers optimum protection, and durability in a simple to use one can two coat product.

### Interior Surfaces


- Logs
- Paneling
- Doors
- Furniture



## Five Natural Colors Available




006 Light Oak



043 Caramel



078 Natural



996 Natural Light



030 Opal White

### Cetol Log Decor Performance Highlights

Feature	Benefits
One can system	Color and finish in one can saving time and steps Job can be completed in one day
Acrylic Urethane Enhanced Resin	Excellent durability Resists scratches, wear-and-tear
Non-yellowing	Long lasting clarity
Synthetic Pigments	Excellent clarity
Waterborne	Easy clean up / low odor

## Working With Cetol® Log Decor

## ■ Preparation Procedures

*New, Unfinished Wood*

1. Remove hardware. This will make the preparation faster and easier. Hardware that cannot be removed should be taped.
2. Clean the surface with a solution of 4 ounces of 100% powdered Tri-Sodium Phosphate (TSP) or phosphate-free substitute in one gallon of warm water. Do not allow cleaning solution to dry on surface. Use a damp cloth or sponge to remove residue from the surface and allow to dry.
3. Fill all holes and cracks with a good quality tinted or stained acrylic wood filler to match the color of the project. Let dry fully before sanding. Do not use oil based fillers, putties or wax sticks.
4. Sand the surface using 150-180 grit sandpaper. Always sand wood with the grain to achieve a smoother surface without sanding marks. Remove sanding dust by vacuuming, then wipe surface with a damp cloth to remove final dust particles.

**Tips**

- *It is always recommended to perform a color test on a sample of the wood.*
- *Avoid direct sunshine that may cause uneven color because of shortened open time and poor penetration of the product.*

## ■ Application Procedures

**New / Bare wood**

1. Follow the preparation procedures.
  2. Apply 1<sup>st</sup> coat of Cetol Log Décor
  3. Let surface dry for minimum of 4 hours
  4. Lightly sand with 220 grit sandpaper or a fine scuffing pad and remove the dust
  5. Apply 2<sup>nd</sup> coat of Cetol Log Decor
  6. Clean tools with soap water
- *Smooth wood coverage: 400-500 sq.ft/US gallon*
  - *For high wear areas apply a 3<sup>rd</sup> coat after 4 hours of dry time*
  - *The 2<sup>nd</sup> or 3<sup>rd</sup> coat can be substituted with Cetol BL Interior Clear for less color or a different sheen*

## ■ Maintenance Procedures

The longevity of the coating system depends on many factors such as daily wear-and-tear, and exposure to ultraviolet light. Simply apply a refresher coat of Cetol Log Décor or Cetol BL Interior Clear when required by following the procedure below.

1. Follow preparation procedure steps 1 and 2 above, reducing the cleaning solution to 2 ounces of 100% powdered Tri-Sodium Phosphate or phosphate-free substitute.
2. Sand the project surface with 220 grit sandpaper. Before coating vacuum all remaining dust and use a damp cloth to wipe the surface.
3. Apply one to two coats depending on the extent of the wear.

**Application Do's...**

- *Apply when the surface and air temp is 50°F/10°C to 95°F/35°C*
- *Gently stir the product before application, shaking can cause bubbles in the finish.*
- *Apply an even coat using a synthetic nylon-polyester brush*
- *Apply in a well ventilated area.*
- *Apply in the direction of the wood grain.*

**Application Don'ts...**

- *Do not apply on kitchen tables or kitchen cabinets.*
- *Do not apply if humidity is above 80% High humidity could cause hazing.*
- *Do not apply in areas of high humidity such as bathrooms or pool rooms.*
- *Do not use steel wool for sanding*



## Cetol® Log Decor

Cetol Log Decor is a product which offers beautiful color and a durable finish in one easy to use product. Sikkens “Simply Beautiful” wood care products are known throughout the industry as offering unrivaled looks, durability and performance for all types of wood. Cetol Log Decor has been specially formulated to maximize the longevity and beauty of a variety of interior wood surfaces.



Simply Beautiful™